

## PERFIS EM “V” E REDONDOS



**PRODUTO - SERVIÇO - ENGENHARIA**



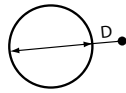
The Next Step in Belting



# 'V' & Round Profiles









Conveying Solutions

# ROUND







Round		RTB		RFC		RL		RLC		RLB		RLW		RO		ROS	
Color		Blue 10		Clear		Brown		White		Blue		White 16		Orange		Orange	
Hardness		72A		76A		80A		80A		80A		80A		83A		83A	
Temp. Range		-40°C to 40°C		-40°C to 50°C		-40°C to 55°C		-40°C to 55°C		-40°C to 55°C		-40°C to 55°C		-40°C to 55°C		-40°C to 55°C	
CoF (Steel)		0.85		0.65		0.55		0.55		0.55		0.55		0.55		0.55	
Certifications		Yes		Yes		Yes		Yes		Yes		Yes		Yes		Yes	
Diameter		MPD (mm)	PF kg (1%)	MPD (mm)	PF kg (1%)	MPD (mm)	PF kg (1%)	MPD (mm)	PF kg (1%)	MPD (mm)	PF kg (1%)	MPD (mm)	PF kg (0.5%)	MPD (mm)	PF kg (1%)	MPD (mm)	PF kg (0.3%)
Inch	mm																
5/64	2					15	0.06	15	0.06					15	0.06		
1/8	3					20	0.14	20	0.14	20	0.14			20	0.14		
5/32	4	20	0.23	20	0.20	30	0.25	30	0.25	30	0.25			30	0.25		
3/16	5	25	0.35	25	0.30	35	0.40	35	0.40	35	0.40			34	0.40		
15/64	6							38	0.55								
1/4	6.30	30	0.50			40	0.60	40	0.60	40	0.60			38	0.68	42	4.50
9/32	7																
5/16	8	40	0.95	40	0.75	55	1	55	1	55	1			48	1.06	54	5
9/32	9																
3/8	9.50	45	1.13			65	1.40	65	1.40	65	1.40			57	1.54	64	9.50
25/64	10					70	1.55	70	1.55	70	1.55						
15/32	12																
1/2	12.50	65	1.50			85	2.50	85	2.50	85	2.50	90	18	75	2.72	86	11.40
9/16	14													84	3.43	95	12.30
19/32	15					100	3.50	100	3.50	100	3.50						
5/8	16													95	4.25	108	13.60
23/32	18					120	5.10	120	5.10			125	27				
3/4	19													115	6.11	127	15
25/32	20																
1	25													150	10.60		

Round		RPZ		RPZS		RPD-AS**		RPN		RPS		RPB		RPBS		RM	
Color		Green 05		Green 05		Black		Green 26		Green 26		Blue 17		Blue 17		Red	
Hardness		86A		88A		88A		88A		88A		88A		88A		90A	
Temp. Range		-20°C to 50°C		-20°C to 50°C		-30°C to 60°C		-30°C to 80°C		-30°C to 80°C		-30°C to 80°C		-30°C to 80°C		-30°C to 60°C	
CoF (Steel)		0.50		0.50		0.40		0.38		0.40		0.38		0.40		0.45	
Certifications		No		No		No		No		No		Yes		Yes		No	
Diameter		MPD (mm)	PF kg (1%)	MPD (mm)	PF kg (1%)	MPD (mm)	PF kg (1%)	MPD (mm)	PF kg (1%)	MPD (mm)	PF kg (1%)	MPD (mm)	PF kg (1%)	MPD (mm)	PF kg (1%)	MPD (mm)	PF kg (1%)
Inch	mm																
5/64	2					20	0.13	19	0.13			19	0.13			20	0.26
1/8	3					30	0.31	29	0.31			29	0.31			30	0.60
5/32	4					40	0.54	38	0.54			38	0.54			40	1
3/16	5	45	0.80			50	0.85	48	0.85	50	11	48	0.85			50	1.60
15/64	6	54	1.16			60	1.22	57	1.22	60	16	57	1.22	60	16		
1/4	6.30															60	2.60
9/32	7							67	1.67	70	18						
5/16	8	72	2.05			80	2.18	76	2.18	80	19	76	2.18	80	19	80	4.20
9/32	9							86	2.75	90	21						
3/8	9.50															95	5.90
25/64	10	89	3.20	95	19.5			95	3.40	100	22	95	3.40	100	22		
15/32	12	108	4.56	112	23			114	4.90	120	26	114	4.90	120	26		
1/2	12.50															125	10.10
9/16	14																
19/32	15	135	7.25	140	24			143	7.65	150	27	143	7.65	150	27	150	14.60
5/8	16																
23/32	18							171	11	180	37	171	11			180	21
3/4	19																
25/32	20							190	13.6							200	25.90
1	25																

Round		RMS		RDMS ***		RW		RMW		RMWN		RH		RHN		RCW*	
Color		Blue		Black		White		Beige		White		Yellow		White		White	
Hardness		90A		95A		95A		95A		95A		100A		100A		63D	
Temp. Range		-30°C to 60°C		-30°C to 60°C		-30°C to 60°C		-30°C to 60°C		-30°C to 60°C		-20°C to 75°C		-20°C to 75°C		-20°C to 75°C	
CoF (Steel)		0.45		0.36		0.36		0.36		0.36		0.28		0.28		0.27	
Certifications		Yes		No		Yes		Yes		Yes		Yes		Yes		Yes	
Diameter		MPD (mm)	PF kg (1%)	MPD (mm)	PF kg (1%)	MPD (mm)	PF kg (1%)	MPD (mm)	PF kg (0.5%)	MPD (mm)	PF kg (0.5%)	MPD (mm)	PF kg (1%)	MPD (mm)	PF kg (1%)	MPD (mm)	PF kg (0.5%)
Inch	mm																
5/64	2											40	0.60				
1/8	3											60	1.40				
5/32	4	40	1			50	1.25					80	2.50				
3/16	5					60	2.00					100	3.90				
15/64	6					75	3.25										
1/4	6.30	60	2.60					75	10	75	10	125	6.20			100	13
9/32	7																
5/16	8	80	4.20			95	5.25	95	17			160	10				
9/32	9																
3/8	9.50					110	7.37	110	18			190	14	190	14	150	20
25/64	10			130*	55												
15/32	12																
1/2	12.50			150	60			150	28			250	16	250	16	200	21
9/16	14																
19/32	15	150	14.60					175	30			300	23	300	23		
5/8	16													320	26		
23/32	18							210	32			360	34	360	34		
3/4	19																
25/32	20																
1	25																

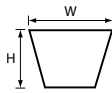
**HOLLOW** 

Hollow		RFC - HL*		RO - HL		RPN - HL		Hollow Connector	
Color		Clear		Orange		Green 26			
Hardness		76A		83A		88A/37D			
Temp. Range		-40° C to 50° C		-40° C to 55° C		-30° C to 80° C			
CoF (Steel)		0.65		0.55		0.50			
Certifications		Yes		Yes		No			
Size (mm)		MPD (mm)	PF kg (1%)	MPD (mm)	PF kg (1%)	MPD (mm)	PF kg (1%)	Availability	
O.D.	I.D.								
4.80	1.80	35	0.29	43	0.37	45	0.68	✓	
6.30	2.40	45	0.49	55	0.63	60	1.15	✓	
8	3.20	55	0.78	65	1.01	75	1.83	✓	
9.50	4	65	1.10	75	1.41	85	2.52	✓	
12.50	5.30	85	1.88	100	2.42	115	4.35	✓	
15*	5.30	100	2.88	120	3.71	150	6.68	✓	
18*	7.80					180	8.95	✓	
20*	7.80					200	11.34	✓	

**Index:** MPD - Minimum Pulley Diameter - Measurements for **butt welding**. In case of overlap welding please check the **MPD** with your local distributor. PF - Pull Force (Kg) at minimum pretension (%). | **CoF** - Coefficient of Friction for Smooth Surface.

**Notes:** \*RHC-HL - Outside Diameter - 5mm. | \*RCW - also available with Steel, Stainless Steel & Kevlar (Aramid) reinforcement. \*\*\*RMDS - Diameter 10.5mm. | \*\* RMDS - High UV Resistance. | \*\* RPD-AS: ESD - ratio 10<sup>9</sup>-10<sup>10</sup> OHMS per square.

# V-Profiles



V-Profiles			VFC		VL		VLC		VLB		VLW		VO		VO - GT**		VOS**		
Color			Clear		Brown		Clear		Blue		White 16		Orange		Orange		Orange		
Hardness			76A		80A		80A		80A		80A		80A		83A		83A		
Temp. Range			-40°C to 50°C		-40°C to 55°C		-40°C to 55°C		-40°C to 55°C		-40°C to 55°C		-40°C to 55°C		-40°C to 55°C		-40°C to 55°C		
CoF (Steel)			0.65		0.55		0.55		0.55		0.55		0.55		0.55		0.55		
Certifications			Yes		Yes		Yes		Yes		Yes		Yes		Yes		Yes		
Inch size	Size (mm)		MPD (mm)	PF kg (1%)	MPD (mm)	PF kg (1%)	MPD (mm)	PF kg (1%)	MPD (mm)	PF kg (1%)	MPD (mm)	PF kg (0.5%)	MPD (mm)	PF kg (1%)	MPD (mm)	PF kg (1%)	MPD (mm)	PF kg (0.5%)	
	Width	Height																	
Y	6	4	20	0.28	25	0.30												25	3.10
M	8	5.20	25	0.49	40	0.70			40	0.70									
3L	9.50	5.50											45	0.90					
Z	10	6.50			45	1	45	1	45	1									
A	13	8	40	1.23	50	1.60	50	1.60	50	1.60	50	12	50	1.60			53	12	
B	17	11.50			75	2.90	75	2.90	75	2.90	75	18	75	2.90	75	2.90	72	17	
-	20	12.50			85	3.90													
C	22	14.50			100	4.80	100	4.80	100	4.80	100	22	100	4.60	100	4.60	100	22	
-	25	16.50			110	6.30													
D	32	21.50			145	10.40					145	24	145	10.40					
E	40	27			180	16.30													

V-Profiles			VPZ		VPZS		VPY ***		VPYS		VPN		VPNS		VPF		VPFS	
Color			Green 05		Green 05		Yellow		Yellow		Green 26		Green 26		Beige		Beige	
Hardness			86A/35D		86A/35D		86A/35D		86A/35D		88A/37D		88A/37D		88A/37D		88A/37D	
Temp. Range			-20°C to 50°C		-20°C to 50°C		-20°C to 50°C		-20°C to 50°C		-30°C to 60°C		-30°C to 60°C		-30°C to 60°C		-30°C to 60°C	
CoF (Steel)			0.40		0.40		0.40		0.40		0.38		0.38		0.38		0.38	
Certifications			No		No		No		No		No		No		Yes		Yes	
Inch size	Size (mm)		MPD (mm)	PF kg (1%)	MPD (mm)	PF kg (1%)	MPD (mm)	PF kg (1%)	MPD (mm)	PF kg (1%)	MPD (mm)	PF kg (1%)	MPD (mm)	PF kg (1%)	MPD (mm)	PF kg (1%)	MPD (mm)	PF kg (1%)
	Width	Height																
Y	6	4																
M	8	5.20																
3L	9.50	5.50																
Z	10	6.50												60	2.70			
A	13	8	72	3.30	88	26	72	3.30	88	26	76	3.50	92	28	76	3.50	92	28
B	17	11.50	103	6.10	112	39	103	6.10	112	39	110	6.40	118	43	110	6.40	118	43
-	20	12.50																
C	22	14.50	130	10	142	44	130	10	142	44	138	10.50	150	49	138	10.50	150	49
-	25	16.50												155	16.80			
D	32	21.50																
E	40	27																

V-Profiles			VMF		VM		VMS		VMW**		VMW-NK****		VH		VHB	
Color			Beige		Red		Blue		Beige		Beige		Yellow		Blue 16	
Hardness			90A/40D		90A/40D		90A/40D		95A/46D		95A/46D		100A/55D		100A/55D	
Temp. Range			-30°C to 60°C		-30°C to 60°C		-30°C to 60°C		-30°C to 60°C		-30°C to 60°C		-20°C to 75°C		-20°C to 75°C	
CoF (Steel)			0.45		0.45		0.45		0.36		0.36		0.28		0.28	
Certifications			No		No		Yes		Yes		Yes		Yes		Yes	
Inch size	Size (mm)		MPD (mm)	PF kg (1%)	MPD (mm)	PF kg (1%)	MPD (mm)	PF kg (1%)	MPD (mm)	PF kg (0.5%)	MPD (mm)	PF kg (0.5%)	MPD (mm)	PF kg (1%)	MPD (mm)	PF kg (1%)
	Width	Height														
Y	6	4														
M	8	5.20	60	3	60	3							125	4.80		
3L	9.50	5.50														
Z	10	6.50	65	4.10	65	4.10	65	4.10			75	12	130	6.60		
A	13	8	80	6.70	80	6.70	80	6.70	75	14	100	16	160	10.70	160	10.70
B	17	11.50	115	12.10	115	12.10	115	12.10	100	27	140	30	230	19.50	230	19.50
-	20	12.50			125	15.90							250	25.50		
C	22	14.50	145	20	145	20			130	36	200	40	290	32	290	32
-	25	16.50			165	25.90					210	45	330	41.50		
D	32	21.50			215	43					270	55				
E	40	27			270	67.30										

## Ridge-Top



Ridge-Top		VL-RT		VLC-RT		VLW-RT		VMP-RT		VPZ-RT		VPZS-RT		
Color		Brown		Clear		White 16		Red		Green 05		Green 05		
Hardness		80A		80A		80A		86A/35D		86A/35D		86A/35D		
Temp. Range		-40°C to 55°C		-40°C to 55°C		-40°C to 55°C		-30°C to 60°C		-20°C to 50°C		-20°C to 50°C		
CoF (Steel)		0.55		0.55		0.55		0.38		0.40		0.40		
Certifications		Yes		Yes		Yes		No		No		No		
Inch size	Size (mm)		MPD (mm)	PF kg (1%)	MPD (mm)	PF kg (1%)	MPD (mm)	PF kg (0.5%)	MPD (mm)	PF kg (1%)	MPD (mm)	PF kg (1%)	MPD (mm)	PF kg (1%)
	Width	Height												
A	13	16	110	2.70			110	16	150	5.60				
B	17	19.50	130	4.30	130	4.30	130	19	185	9.30	175	8.80	195	41.40
C	22	24.50	190*	7.90			165	38	235	14.30	220	13.60	245	47

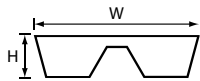
Ridge-Top		VPYS-RT		VPN-RT		VPNS-RT		VPF-RT		VPFS-RT		VM-RT		
Color		Yellow		Green 26		Green 26		Beige		Beige		Red		
Hardness		86A/35D		88A/37D		88A/37D		88A/37D		88A/37D		90A/40D		
Temp. Range		-20°C to 50°C		-30°C to 60°C		-30°C to 60°C		-30°C to 60°C		-30°C to 60°C		-30°C to 60°C		
CoF (Steel)		0.40		0.38		0.38		0.38		0.38		0.45		
Certifications		No		No		No		Yes		Yes		No		
Inch size	Size (mm)		MPD (mm)	PF kg (1%)	MPD (mm)	PF kg (1%)	MPD (mm)	PF kg (1%)	MPD (mm)	PF kg (1%)	MPD (mm)	PF kg (1%)	MPD (mm)	PF kg (1%)
	Width	Height												
A	13	16			150	5.60							160	11
B	17	19.50	195	41.40	185	9.30	205	46	185	9.30	205	46	195	17.80
C	22	24.50	245	47	235	14.30	258	52	235	14.30	250	52	285*	32.50

## Y-Top



Y-Top		YMP		YPZ		YPN		YPF		YMF		
Color		Red		Green 05		Green 26		Beige		Beige		
Hardness		86A/35D		86A/35D		88A/37D		88A/37D		90A/40D		
Temp. Range		-30° C to 60° C		-20° C to 50° C		-30° C to 60° C		-30° C to 60° C		-30° C to 60° C		
CoF (Steel)		0.38		0.40		0.38		0.38		0.45		
Certifications		No		No		No		Yes		No		
Inch size	Size (mm)		MPD (mm)	PF kg (1%)	MPD (mm)	PF kg (1%)	MPD (mm)	PF kg (1%)	MPD (mm)	PF kg (1%)	MPD (mm)	PF kg (1%)
	Width	Height										
A	13	15							143	5.30	150	10
B	17	18.50	175	8.30	165	7.90	175	8.30	175	8.30	185	14.10
C	22	24.50	235	13.90	220	13.20	235	13.90	235	13.90	250	28.90

## Double-V



Double-V		DVL		DVLW		DVO		DVOS		DVM		
Color		Brown		White 16		Orange		Orange		Red		
Hardness		80A		80A		83A		83A		90A/40D		
Temp. Range		-40° C to 55° C		-40° C to 55° C		-40° C to 55° C		-40° C to 55° C		-30° C to 60° C		
CoF (Steel)		0.55		0.55		0.55		0.55		0.45		
Certifications		Yes		Yes		Yes		Yes		No		
Inch size	Size (mm)		MPD (mm)	PF kg (1%)	MPD (mm)	PF kg (0.5%)	MPD (mm)	PF kg (1%)	MPD (mm)	PF kg (0.5%)	MPD (mm)	PF kg (1%)
	Width	Height										
Z	24	6.80	45	2			45	2				
A	30	8	50	3.20	50	22	50	3.20	53	22	80	13.40

**Index:** MPD - Minimum Pulley Diameter - Measurements for **butt welding**. In case of overlap welding please check the MPD with your local distributor. PF - Pull Force (Kg) at minimum pretention (%). | CoF - Coefficient of Friction for Smooth Surface.

**Notes:** \* VLW-32 - Height 19mm. | \*VL -/VLC -/VM - RT - Height 28.5mm. | \*\*VO-GT, VOS - Inch sizes only. \*\*\*VPY - Not standard. | \*\*VMW - Cogged. \*\*\*\*VMW - NK - Not Cogged. VMW - NK - 32 Height - 20mm.

















## Special Profiles

Products	SPN - 1000	SPY - 1000	SPF-MPI -1002	SM - 1400	TO - 9.5	TO 1/2	TO 9/16	SO 3/4	UO - 9.5	
Illustration										
Hardness	88A	86A	88A	90A	83A	83A	83A	83A	83A	
Color	Green 21	Yellow	Beige/Red	Red	Orange	Orange	Orange	Orange	Orange	
Size (mm)	Top Width	15.70	15.60	15.70	30	9.50	12.70	14.30	19.20	9.50
	Height	13.60	14.50	13.60	12	3.80	5.50	6.50	5.50	8
	Bottom Width					3.10	8.35	9.50	8	7
MPD (mm)	NR	NR	NR	125	30	38	70	35	50	
Certifications	No	No	Yes	No	Yes	Yes	Yes	Yes	Yes	

Products	SH -1200	TEMB - 25	SLW 3/4	TLB - 10	TLB - 15	TLW - 30	SLC - 2300	SLC - 2104	TTB - 15		
Illustration											
Hardness	100A	95A	80A	80A	80A	80A	80A	80A	72A		
Color	Yellow	Blue/Beige	White 16	Blue	Blue	White 16	Clear	Clear	Blue 10		
Size (mm)	Top Width	17	25	19.30	10	15	30	30	11.70	18	15
	Height	11.50	2.2	5.50	3.80	5	17	17	11.70	11.80	5
	Bottom Width		4	8	3.10	6.50	22	22		10.30	6.50
MPD (mm)	230	60	40	25	30	125	100*	78	80	27	
Certifications	Yes	Yes	Yes	Yes	Yes	Yes	Yes	Yes	Yes	Yes	

Products	Illustration	Hardness	Size (W x H)		Minimum Pulley Diameter	Cert.
			Width	Height		
SH - 1300		100A/55D	16	1.70	50	Yes
SH - 1301			18	1.70	50	
SH - 1302			20	1.70	50	
SH - 1305			25	1.70	50	
SH - 1306			14	1.70	50	
SH - 1310			16	2	60	
SH - 1311			18	2	60	
SH - 1312			20	2	60	
SH - 1313			8	2	60	
SH - 1314			8	3	80	
SH - 1320			10	4	95	
SH - 1325			17	1.50	45	








Notes: \*TLW/30 - Cogged.

Products	CL/CLB/CLC			VL/VLB/VLC			CM	VM	CW/CWB		VW/VWB		CSB/CSC		VSB/VSC	
Shore Hardness	80A			80A			90A	90A	40D		40D		65A		65A	
Color	Brown	Blue	Clear	Brown	Blue	Clear	Red	Red	White	Blue 16	White	Blue 16	Blue 16	Clear	Blue 17	Clear
																
Cogged	Yes			No			Yes	No	Yes		No		Yes		No	
Certifications	Yes			Yes			No	No	Yes		Yes		Yes		Yes	

Size (mm)		Add To Minimum Pulley Diameter									
Width	Height										
6	4	NA	25	NA	NA	NA	NA	NA	NA	NA	15
8	5.20	30	40	NA	60	NA	NA	NA	NA	NA	25
10	6	35	45	50	65	55	70	22	30		
13	8	40	50	60	85	60	80	28	35		
17	11.50	60	75	85	115	85	110	40	50		
20	12.50	NA	85	NA	125	NA	NA	NA	NA		
22	14.50	75	100	110	145	110	150	NA	65		










**Notes:** Special guides: CFC, CLB-LT,CLC-LT,VLB-LT for Low Temperature (LT) belts; VLB-MD for Metal Detectable (MD) belts.  
CLB-not available in 22mm | CLC-not available in 8&22mm. | VWB-not available in 10mm & 22 mm.

### Belt Coating Materials for the Food Industry

Products	GIB-Blue17	MIB-Blue17	WIB-Blue17	FEIB-Blue-17	FEMB-SP-Blue FEMW-SP-Beige	FELB-SP-Blue	FELB-IST-Blue
Illustration							
Description	Super Grip	Multi Grip	Wood Grip	High Grip	Spikes	Spikes	Saw Tooth
Hardness	62A	62A	62A	62A	95A	80A	80A
Size (mm)	Width*	50	50	70	1524	1524	1524
	Thickness	4	6	4	2/2.5/3/4	2/ 2.5/ 3**	2/ 2.5/ 3**
CoF (Stainless Steel)	0.98	1.08	1.05	0.95	0.25	0.45	0.45
Temperature Range	-20° C to 40° C				-30° C to 70° C		-40° C to 50° C
Certifications	FDA/EU				FDA/USDA/EU		FDA/ EU

**Note:** \*Width - Maximum available width. | \*\* Height of Spikes above the base belt is 2.8mm. | \*\*\* FELB-IST - Total belt thickness.

### Belt Coating Materials

Products	GST - 4	MST - 6	GWG - 4	FEST	FSTF	FSTF - ST		FSTF - ST Strips		
Color	Green 05	Green 05	Green 05	Green 05	Green 21	Green 05	Green 21	Green 05	Green 21	
Illustration										
Description	Super Grip	Multi Grip	Wood Grip	High Grip	Foam**	Foam & High Grip Top		Foam & High Grip Strips		
Shore Hardness	65A	65A	65A	65A	65A	65A		65A		
Size (mm)	Width*	50	50	72	1524	140	150	160	60	60
	Thickness	4	6	3.75	2,3,4,5	14	6-12	4	4	4
CoF (Stainless Steel)	0.85	0.88	0.77	1.10	0.90	0.90		0.90/1.10		
Temperature Range	-40° C to 55° C									

**Note:** \*Width - Maximum available width.

\*\*Foam - Made from 65A shore material, actual hardness is lower.Check availability before placing an order.




# “V” and Round profiles




Mini Pliers R - 8




F-51 Pliers



Easy Overlap Welding Tool




VLW-SG Profile



Welding with R-8 Mini Pliers



RO Profile



RL Profile



RL Profile



RMW Profile



CORPORATE HEADQUARTERS  
Sales and Manufacturing  
sales@voltabelting.com

USA  
Tel. +1 973 276 7905  
Toll Free. 1-877-VOLTAUS  
voltaus@voltabelting.com

EUROPE  
Tel. +31 546 580166  
voltaeu@voltabelting.com

www.voltabelting.com

Volta Belting makes no warranty with respect to any of its products for a particular purpose. See Volta General Terms and Conditions.

Copyright© Volta Belting Technology Ltd. CAT503EN00 - Ver. J - March 2020

now-branding.co.il

## Adicionamos movimento ao seu negócio!

### Serviços

Colagens no local  
Serviço 24H  
Cálculos de transmissão Formação  
Projectos  
Recondicionamento  
Portal B2B  
Visita técnica

### Sede

R. António Silva Marinho, 66  
4100-063 Porto | Portugal  
Tel +351 226 197 360  
Fax +351 226 197 361  
vendasporto@juncor.pt

### Filial - Montijo Comércio e Indústria

(Arm. 13/15)  
EN 5 Pau Queimado - Afonseiro  
2870-500 Montijo | Portugal  
Tel +351 212 306 030  
Fax +351 212 306 031  
vendaslisboa@juncor.pt



[www.juncor.pt](http://www.juncor.pt)



[clientes.juncor.pt](http://clientes.juncor.pt)



[facebook/juncor](https://facebook/juncor)



[twitter.com/juncor\\_sa](https://twitter.com/juncor_sa)



[youtube.com/juncoraccess](https://youtube.com/juncoraccess)



[linkedin.com/company/juncor-sa](https://linkedin.com/company/juncor-sa)



[pinterest.pt/juncorsa](https://pinterest.pt/juncorsa)



[instagram.com/juncor\\_sa](https://instagram.com/juncor_sa)